



DODGE

DODGE NITRO

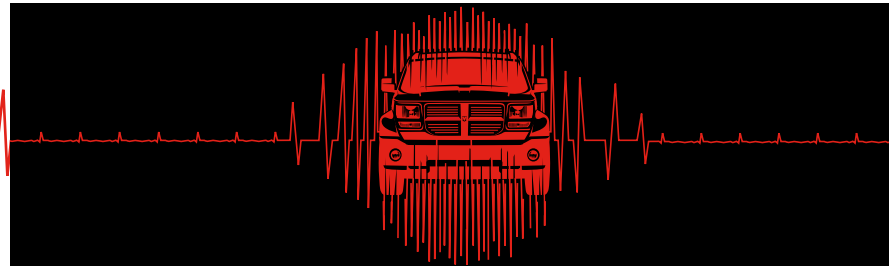


INNOVATION



THE NEW DODGE NITRO. GET YOUR BOOST TODAY.

Here's something to get your heart racing and your palms sweating: The all new Dodge Nitro. With a broad-shouldered stance and chiselled looks, this mid-size SUV was built for people who live life to the fullest. Under the hood, you can find the latest in our diesel technology – the 2.8 Common Rail Diesel (CRD). Our LOAD 'N GO slide out floor makes hauling anything simple. It's equipped with the latest safety features such as the Electronic Stability Programme (ESP) with All Speed Traction Control and Electronic Roll Mitigation (ERM). These are just a few of the features that promise to give you a boost of excitement every time you get behind the wheel of the all new Dodge Nitro. Read on!



STYLE

GRABS YOUR EYE, THEN YOUR HEART.

Nitro stirs the senses with the distinctive styling that's marked by a bold front and muscular lines. Standard side vent detailing, chrome accents and fender flares all add to Nitro's aggressive persona.

UNMISTAKABLY DODGE

Its brawny looks, bold crosshair grille and powerful stance make it undeniably a Dodge statement. It screams Dodge performance.



UNIQUE APPEARANCE

The 17" alloy wheels complement the Dodge Nitro's unique appearance and allow for optimum ride and handling.

FULL LENGTH CENTRE CONSOLE

The centre console incorporates a storage bin providing 8 litres of storage in the lower section and an additional 2 litres of storage in the removable upper tray. The lower bin can accommodate up to 13 CD's while the upper bin can hold any mobile phone or any Blackberry size electronics.



MP3 COMPATIBILITY

An auxiliary jack in the audio system allows Nitro owners to hook up an MP3 player that can be played through the premium sound system allowing you to take thousands of songs on the road with you.





PERFORMANCE

YOUR RIGHT FOOT WILL BE THRILLED.

The 2.8 Common Rail Diesel (CRD) engine has variable geometry turbo technology and a new cylinder head for optimised combustion control. This 130kW engine complies with Euro IV emission standards and is equipped with an Adaptive Exhaust Gas Recirculation system for improved fuel economy and low emissions. A performance tuned suspension works in tune with the 17" alloy wheels.

2.8 CRD TURBO DIESEL ENGINE. ALL SHOW & ALL GO.

Looks are everything but they are not enough for Dodge. Nitro combines invigorating design with a diesel powertrain that has the power to go where you want. The 2.8 CRD delivers excellent fuel economy, it is designed to meet Euro IV and future emissions standards and has low complexity for easy service and it offers bottomless torque; 130kW @ 3800rpm and 410Nm @ 2000 – 2800rpm torque (manual) and 460Nm @ 2000rpm torque (automatic).

The Dodge Nitro comes with a choice of two transmissions; either the 6 speed manual or the 5 speed automatic.

4WD SYSTEM

Dodge Nitro's new part-time 4WD system uses the maintenance-free MP 143 single-speed, part-time transfer case. A switch in the centre console provides selection

between 2WD and 4WD mode, with either mode available at all times. The MP 143 transfer case works in conjunction with Nitro's traction control and ESP systems to provide enhanced traction and stability on loose or slippery surfaces. For temporary conditions that require extra traction (such as snow or mud), the part-time 4Lock mode locks the main shaft and drive sprocket hub, causing the front and rear axles to rotate in unison for maximum traction. Traction control and ESP provide resistance to any wheel that is slipping to allow additional torque transfer to wheels with traction.

SUSPENSION

Dodge Nitro uses a firm-feel short/long arm (SLA) independent front suspension and a 5-link coil spring suspension in the rear to deliver a comfortable ride with fun-to-drive handling characteristics and off-road durability.

Front Suspension. The complex SLA front suspension provides an optimum combination of ride, handling, and steering feel. A high roll centre reduces body lean when cornering, leading to more confident handling.

Rear Suspension. The solid-axle 5-link rear suspension incorporates upper and lower trailing links and a track bar. The track bar provides high lateral stiffness matching that of the front suspension, making the Nitro more responsive in handling manoeuvres. Nitro's solid axle provides consistent handling and stability between loaded and unloaded conditions.

STEERING

Nitro uses a power-assisted rack-and-pinion steering unit that is tuned to provide a firm feel and high-speed responsiveness. Steering assist is generated hydraulically rather than electrically for optimum steering feel.

UTILITY

THE FLEXIBILITY YOU NEED.

Bring what you want thanks to Dodge Nitro's innovative interior amenities. Fold-flat front-passenger and rear seats allow bulky cargo to be carried with ease, while the LOAD 'N GO sliding rear cargo floor makes every hauling job easier. And when you don't have Nitro filled with gear, there are reclining rear seats to help keep passengers comfortable.

FOLD FLAT PASSENGER SEAT & RECLINING 65/35 SPLIT FOLDING FOLD FLAT REAR SEAT

The front-passenger seat folds flat forward for added utility, providing a flat surface for long objects to be loaded inside the vehicle. The hard plastic seatback can also serve as a utility table when folded forward. To complement the fold-flat front-passenger seat, the standard reclining 65/35 split-folding rear seat has fold-flat capability as well.



YES Essentials Fabric

This stain resistant, odour resistant and antistatic fabric helps keep your vehicle looking great for years to come. YES Essentials provides a superior level of stain and odour resistance, even when compared with treated conventional fabric. As a result, spills and messes wipe up easily and don't penetrate the material. YES Essentials is not a fabric treatment, the stain and odour resistant properties are engineered into the material itself. As a result, there is no chance that the protective properties will wash off, rub off or be damaged during the course of normal usage as there is with conventional treated fabrics.

CAPACITIES AND TOWING

Dodge Nitro provides a generous cargo area with the front-passenger and rear seats folded flat. With the seats upright, 891.98 litres (32.1 cu ft) of cargo volume is available. Dodge Nitro can also tow up to 2000kg (2.8L Diesel/6-speed Manual) and 2520kg (2.8L Diesel/Automatic).

LOAD 'N GO

LOAD 'N GO™ is a sliding cargo load floor standard on Nitro SXT. It slides 18 inches to make loading heavy or awkward items easier. With a huge 181kg capacity and six cargo tie downs, you'll wonder how you ever lived without it!



SAFETY & SECURITY

WHEEL DISC ANTILOCK BRAKE SYSTEM (ABS)

Designed to prevent brake-induced wheel lockup during severe braking manoeuvres, ABS automatically pumps the brakes many times per second in potential wheel-lockup situations. This action results in shorter stopping distances and increased steering control under most conditions. Included as part of the ESP system, Brake Assist helps shorten emergency stop distances by providing an active power booster that provides the maximum braking effort when needed.

ELECTRONIC STABILITY PROGRAMME (ESP)* WITH ELECTRONIC ROLL MITIGATION (ERM)

ESP aids the driver in maintaining directional stability. ESP will do whatever can be done, within the limits of available traction, to keep the vehicle on its intended course. ERM is an ESP enhancement designed to aid the driver in maintaining vehicle stability during an emergency manoeuvre or accident avoidance situation. ERM determines when a vehicle is in a potential rollover condition and applies the appropriate braking force to reduce the likelihood that a rollover will occur.

TYRE PRESSURE MONITORING SYSTEM

The system shows actual pressures at each tyre in the reconfigurable display in the instrument cluster, along with a warning message for low tyre pressure.

NEXT GENERATION MULTISTAGE DRIVER & PASSENGER AIR BAGS

Standard Multistage air bags use dual-stage inflators to provide an appropriate level of restraint depending upon the severity of the impact. Multistage technology helps absorb the forces associated with frontal impacts while reducing the potential for injury during low-speed collisions.

SUPPLEMENTAL SIDE-CURTAIN AIR BAGS† WITH ROLL-SENSING TECHNOLOGY

Standard side-curtain air bags provide side-impact protection to front-and rear-seat outboard occupants. The side-curtain air bags deploy downward from the headliner, covering both windows on the side of the vehicle where impact occurs.





DODGE NITRO COMMERCIAL

The Dodge Nitro is also available in a 2.8 manual and commercial model.

CAPACITIES AND TOWING

- Dodge Nitro Commercial provides a generous cargo area of 170 / 131 / 85cm (l/w/h).
- It has a payload of 525kg and a towing capacity of 2000kg (manual) and 2520 (automatic) – braked trailer weight.

CARGO FLEXIBILITY

LOAD 'N GO™ is a sliding cargo load floor standard on Nitro Commercial. Moulded from thermo polyolefin (TPO) plastic with a carpeted surface, the LOAD 'N GO panel is flush with the load floor and slides 457 mm (18 in) fore and aft on steel tracks. The easy-effort slide mechanism includes 2 handles and a lockout detent every 50 mm (2 in). Beneath the panel is a 100.6-mm (4-in) deep storage area. The LOAD 'N GO floor can hold up to 181.4 kg (400 lb), allowing 2 average adults to sit on the extended panel.





TECHNICAL	nitro 2.8 crd (manual)	nitro 2.8 crd (automatic)
engine and transmission		
Bore x Stroke - mm	94.0 X 100	
Compression Ratio	17.5:1	
Cubic Capacity - cc	2777	
Fuel System	Generation 111 Common Rail Direct Electronic	
Maximum Power kW @ rpm	130 @ 3800	
Maximum Torque Nm @ rpm	410 @ 2000 - 2800	460 @ 2000
Transmission	6 Speed Manual	5 Speed Automatic
exterior dimensions		
Overall Length - mm	4584	
Overall Width - mm	1856	
Overall Height - mm	1755	
Front Track - mm	1549	
Rear Track - mm	1549	
Wheelbase - mm	2763	
performance		
0 - 100 km/h - seconds	11.5	10.5
Maximum Speed - km/h	180	182
weights and capacities		
Cargo Area Volume (Rear Seat Up - Passenger) - l	892	
Cargo Area Volume (Rear Seat Folded - Passenger) - l	1818	
Cargo Area (Commercial) - l/w/h - cm	170 / 131 / 85	
Fuel Tank Capacity - l	73.8	
Gross Vehicle Weight - kg	2520	
Kerb Weight - kg	1950	2015
Braked Trailer Weight - kg	2000	2520
Payload - kg	500	
Payload (Commercial)- kg	525	
brakes, wheels and tyres		
Brakes - Front	Vented Discs with ABS	
Brakes - Rear	Solid Discs with ABS	
Spare Wheel	Compact	
Tyres	P235/65R17	
Wheels	17" Alloy Wheels	
suspension		
Front	Independent Macpherson Struts, Asymmetrical Lower Control Arms, Coil Springs & Link Type Stabiliser Bar	
Rear	Multi Link Independent with Coil Springs, Link Type Stabiliser Bar, Gas Charged Shock Absorbers	
steering		
Overall Ratio	16.6:1	
Steering Turns - lock to lock	2.88	
System	Rack & Pinion	
Turning Diameter - kerb to kerb - m	11.1	
economy		
Urban - l/100km	10.8	12.2
Extra Urban - l/100km	7.3	7.8
Combined - l/100km	8.6	9.4
CO2 Emissions - g/km	228	250

CJ Ireland Concessionaires Ltd. reserve the right to make alterations to the described specifications at any time and without prior notice or obligation.

EQUIPMENT	nitro 2.8 crd (sxt)	nitro 2.8 crd (sxt commercial)
safety and security		
All Speed Traction Control	●	
Antilock Braking System (ABS)	●	
Brake Assist	●	
Child Protection Rear Door Locks	●	X
Cruise Control	●	
Electronic Stability Programme (ESP) with Electronic Roll Mitigation (ERM)	●	
Front Fog Lamps	●	
Front Height Adjustable Seatbelts with Pretensioners	●	
Full Length Side Curtain Airbags	●	
Headlamps - Halogen RHD Optics	●	
Illuminated Entry	●	
ISOFIX/LATCH – Lower Child Seat Anchors & Upper Tether Anchors	●	X
Manual Liftgate with Fixed Glass	●	
Multistage Driver & Front Passenger Airbags	●	
Rear Park Assist	●	
Rear Window Defroster	●	
Remote Keyless Entry	●	
Rocker Sills - Black	●	
Roof Side Rails - Black	●	
Sentry Key® Antitheft Engine Immobiliser	●	
Speedometer, Tachometer, Electroluminescent Display	●	
Steering Column - Tilt	●	
Tyre Pressure Monitoring Display	●	
Variable Intermittent Wipers with Rear Window Wiper	●	
exterior equipment		
17" Alloys	●	
Spare Wheel, Compact Size	●	
Black Door Handles	●	
Body Coloured Fender Flares	●	
Body Coloured Front & Rear Fascias	●	
Body Coloured Bodyside Mouldings	●	
Bright Grille	●	

Power Folding Heated Mirrors	●	
Spoiler - Rear	●	
interior equipment		
12 Volt Auxiliary Power Outlet Located on Instrument Panel	●	
12 Volt Auxiliary Power Outlet Located in Rear Cargo Area	●	
Air Conditioning	●	
Centre Console - Satin Silver	●	
Floor Carpet	●	
Fold Flat Front Passenger Seat	●	
Rear Seat 65/35 Split Folding/Reclining	●	X
Compass & Temperature Gauge	●	
Cup Holders - 2 Illuminated Front; 2 Rear	●	
Driver & Front Passenger Sun Visor - with Illuminated Mirror	●	
Electric Windows with Drivers 1 Touch Down - Front and Rear	●	Front Only
Electronic Vehicle Information Centre	●	
Floor Mats - Front & Rear	●	Front Only
Instrument Cluster with Speedometer, Tachometer, Oil Temperature & Fuel Gauge with Display Screen	●	
Leather Wrapped Steering Wheel	●	
LOAD 'N GO Slide Out Floor System	●	
Map Pockets - Front Doors	●	
Power 6 Way Drivers Seat	●	
Rearview Auto Dimming Mirror	●	
Rear Cargo Tonneau Cover	●	
Smoker's Group – Includes Removable Ashtray & Lighter	●	
6 Tie-Down Cargo Loops in Rear Cargo Area	●	
YES Essentials Seat Fabric	●	
in car entertainment		
AM/FM Radio Single Disc CD MP3 Radio - 6 Speakers	●	
Steering Wheel Mounted Audio Controls	●	
warranty		
2 Year Unlimited Kilometer	●	

x= Not Available



CJ Ireland Concessionaires Ltd.
Clonlara Avenue, Baldonnell Business Park
Baldonnell, Dublin 22
Tel: 4034100
www.dodge.ie